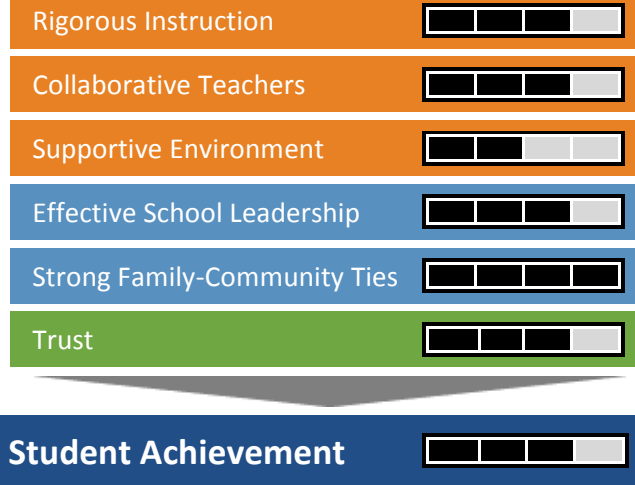
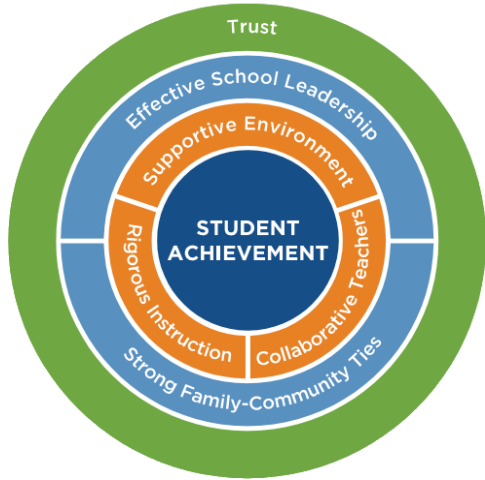


# 2015-16 School Quality Snapshot / HS

## International Leadership Charter High School (84X347)

### Framework for Great Schools

Research shows that schools strong in the six areas are far more likely to improve student learning.



#### KEY:



### School Overview

### General Information

Principal: Elaine Ruiz Lopez  
 Grades served: 09,10,11,12  
 Enrollment: 349  
 Average SAT: N/A  
 Shared Space: No  
 Admissions methods:



[3030 Riverdale Avenue](#)

Bronx, NY 10463  
 718-562-2300

### Student Demographics

Asian: 1% | Black: 15% | Hispanic: 79% | White: 1%  
 English Language Learners: 11%  
 Student with Special Needs: 11%

### Staff Experience

Years of principal experience at this school: N/A  
 % of teachers with 3 or more years of experience: N/A

### Attendance

Student Attendance: 92% (City: 89%) | Students Chronically Absent: 26% (City: 30%)  
 Teacher Attendance: N/A

### Activities, Sports, and Arts

**3%** of students feel that this school offers a wide enough variety of programs, classes, and activities to keep them interested in school (City: 73%)

#### Extracurricular Activities

N/A

#### PSAL Sports

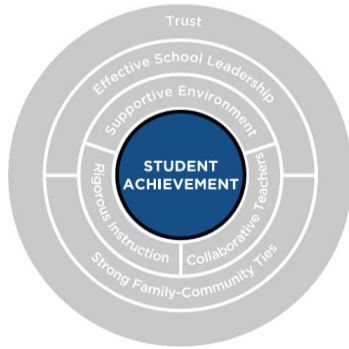
**Boys:** N/A

**Girls:** N/A

**Co-Ed:** N/A

#### Arts Classes

N/A



<sup>1</sup> College or career preparatory courses and exams (number of students successfully completing out of 53 seniors):

- College Credit Course (16)
- Algebra II Regents (2)
- Chemistry Regents (1)
- Physics Regents (1)

**Student Achievement**

This section presents information on the progress towards graduation, graduation rates, college and career readiness, and postsecondary options pursued by students at this school.

**Progress Toward Graduation**

**Credits**

**76%**

earned enough credits in 9th grade to be on track for graduation

Comparison Group\*: 85%  
Borough: N/A  
City: N/A


**82%**

earned enough credits in 10th grade to be on track for graduation

Comparison Group\*: 83%  
Borough: N/A  
City: N/A

**Regents**

How well does this school help students improve from their incoming proficiency levels and perform on Regents exams?



**Graduation**

**4-Year**

**94%**

graduated within four years

Comparison Group\*: 86%  
Borough: N/A  
City: N/A

**6-Year**

**93%**

graduated within six years

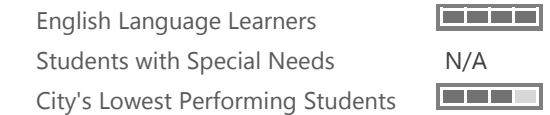
Comparison Group\*: 89%  
Borough: N/A  
City: N/A

At this school, how did students from different starting points in 8th grade perform in high school?

Starting Point (8th grade level)	High School Outcomes			
	Graduated in 4 yrs		College ready	
	School	Comp Group*	School	Comp Group*
Level 3 or 4	100%	97%	47%	83%
Level 2	98%	90%	17%	39%
Level 1	75%	74%	4%	10%

**Closing the Achievement Gap**

How well did this school help different groups of students graduate in four years?



**College and Career Readiness**

**30%**

successfully completed approved college or career preparatory courses and exams.

Comparison Group\*: 53%  
Borough: N/A  
City: N/A

**19%**

graduated college ready (met CUNY's standards for avoiding remedial classes)

Comparison Group\*: 43%  
Borough: N/A  
City: N/A

**77%**


graduated from high school and enrolled in college or other postsecondary program within 6 months

Comparison Group\*: 68%  
Borough: N/A  
City: N/A

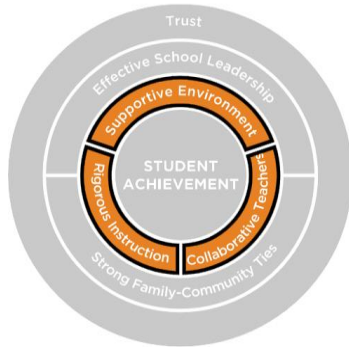
Postsecondary options pursued by students from this school:

- 12% CUNY (City University of New York) - 4 yr
- 8% CUNY (City University of New York) - 2 yr
- 18% New York State Public
- 32% New York State Private
- 7% Out of State
- 0% Other

**KEY:**



\*Comparison Group is made up of students from other schools across the city who were the most similar to the students at this school, based on their incoming test scores, disability status, economic need, and over-age status. The "comparison group" result is an estimate of how the students at this school would have performed if they had attended other schools throughout the city.



**<sup>1</sup> Quality Review**

Charter schools do not receive Quality Reviews. They are monitored and evaluated by authorizers, who produce reports. The school's authorizer is New York City Department of Education - Chancellor. The authorizer's reports can be found on the authorizer's website:

<http://schools.nyc.gov/community/charters/information/doeauthorizedschools.htm>

**<sup>2</sup> Survey Response Rates**

Teachers: 63% (20)  
Parents: 70% (229)  
Students: 44% (145)

**KEY:**



**Rigorous Instruction**



Curriculum and instruction are designed to engage students, foster critical thinking skills, and are aligned to the Common Core.

**Quality Review <sup>1</sup>**

How interesting and challenging is the curriculum?  
N/A

How effective is the teaching and learning?  
N/A

How well does the school assess what students are learning?  
N/A

**Survey <sup>2</sup>**

**80%**  
responded positively to questions about Rigorous Instruction

Borough: 79%  
City: 81%

**Selected Questions**

57% of students say that they learn a lot from feedback on their work (City: 65%)

78% of students know what their teacher wants them to learn in class (City: 80%)

68% of teachers say that students build on each other's ideas during class discussions (City: 65%)

**Collaborative Teachers**



Teachers participate in opportunities to develop, grow, and contribute to the continuous improvement of the school community.

**Quality Review**

How well do teachers work with each other?  
N/A

**Survey**

**78%**  
responded positively to questions about Collaborative Teachers

Borough: 78%  
City: 80%

**Selected Questions**

74% of teachers say that they work together to design instructional programs (City: 87%)

79% of teachers say that they have opportunities to work productively with colleagues in their school (City: 83%)

95% of teachers say that they feel responsible that all students learn (City: 86%)

**Supportive Environment**



The school establishes a culture where students feel safe, challenged to grow, and supported to meet high expectations.

**Quality Review**

How clearly are high expectations communicated to students and staff?  
N/A

**Survey**

**63%**  
responded positively to questions about Supportive Environment

Borough: 68%  
City: 70%

**Selected Questions**

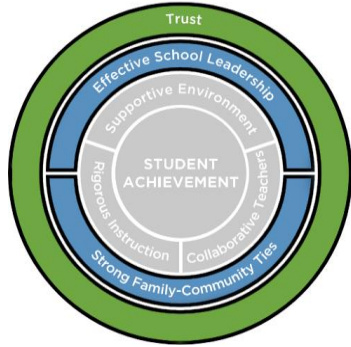
97% of students feel safe in the hallways, bathrooms, locker room, and cafeteria (City: 83%)

37% of students say that teachers notice when they are upset or having emotional difficulty (City: 48%)

73% of students say that adults at this school help keep them on track for college or career (City: 85%)

**Less Restrictive Environment**

Movement of students with special needs to less restrictive environments



### Effective School Leadership



School leadership inspires the school community with a clear instructional vision and effectively distributes leadership to realize this vision.

#### Survey <sup>2</sup>

**79%**

responded positively to questions about Effective School Leadership

Borough: 82%  
City: 84%

#### Selected Questions

- 89% of teachers say that the principal communicates a clear vision for this school (City: 82%)
- 67% of teachers say that curriculum and instruction are well coordinated across different grade levels (City: 79%)
- 96% of parents feel that the principal works to create a sense of community in the school (City: 93%)

### Strong Family-Community Ties



The school forms effective partnerships with families and outside organizations to improve the school.

#### Survey

**90%**

responded positively to questions about Strong Family-Community Ties

Borough: 82%  
City: 82%

#### Selected Questions

- 92% of parents say that school staff regularly communicate with them about how parents can help their child learn (City: 89%)
- 96% of parents feel that teachers understand families' problems and concerns (City: 89%)
- 79% of teachers say that teachers at this school work closely with families to meet student needs (City: 88%)

### Trust



Relationships between administrators, educators, students, and families are based on trust and respect.

#### Survey

**82%**

responded positively to questions about Trust

Borough: 86%  
City: 86%

#### Selected Questions

- 63% of teachers say that they trust the principal (City: 76%)
- 95% of teachers say that they trust each other (City: 83%)
- 96% of parents say that school staff work hard to build trusting relationships with them (City: 92%)
- 71% of students say that teachers treat them with respect (City: 87%)

### Additional Information

This report is intended to provide a useful summary of school information, but it does not cover everything.

To learn more, parents are encouraged to review additional resources, such as the School Directory, the School Quality Guide, the Quality Review, and the NYC School Survey, and to speak with members of the school community.

#### <sup>2</sup> Survey Response Rates

- Teachers: 63% (20)
- Parents: 70% (229)
- Students: 44% (145)

### KEY:



For more information on this document: <http://schools.nyc.gov/NR/rdonlyres/7A334DFB-D6DD-4740-A849-E2B01B628BA6/0/SnapshotFamilyGuideHS2015.pdf>

- School Quality Guide: [http://schools.nyc.gov/OA/SchoolReports/2015-16/School\\_Quality\\_Guide\\_2016\\_HS\\_X347.pdf](http://schools.nyc.gov/OA/SchoolReports/2015-16/School_Quality_Guide_2016_HS_X347.pdf)
- Quality Review: <http://schools.nyc.gov/Accountability/tools/review/default.htm>
- NYC School Survey: [http://schools.nyc.gov/OA/SchoolReports/2015-16/Survey\\_2016\\_X347.pdf](http://schools.nyc.gov/OA/SchoolReports/2015-16/Survey_2016_X347.pdf)
- NYC School Directory: <http://schoolfinder.nyc.gov/-/schools/84X347>